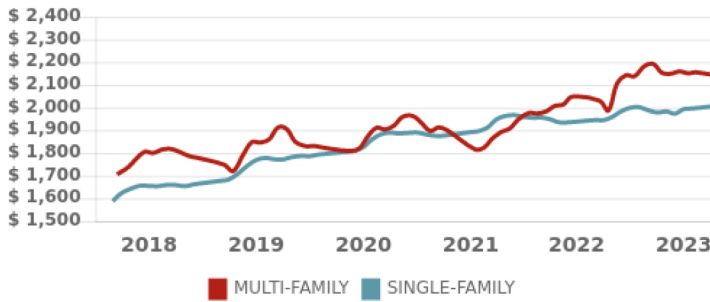


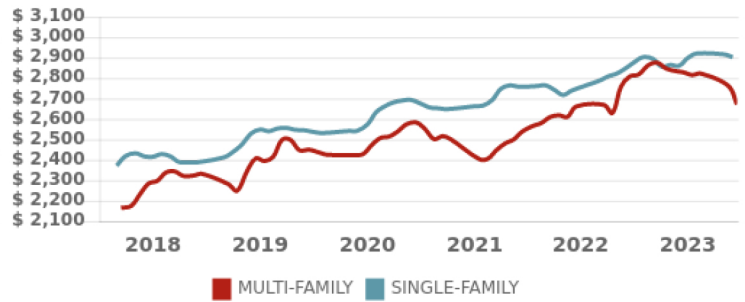
## COUNTY RENT TRENDS BY BEDROOM & TYPE

CA  
Alhambra 91801  
2023 March

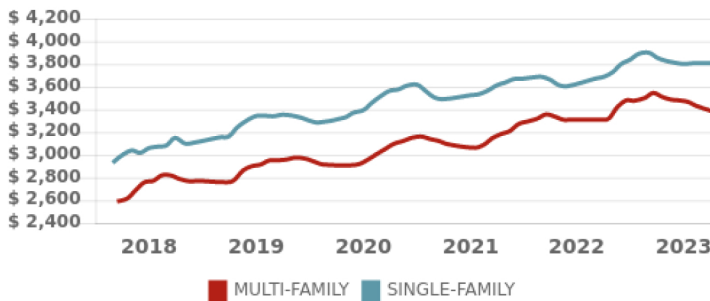
### 1BD RENTAL TRENDS IN COUNTY



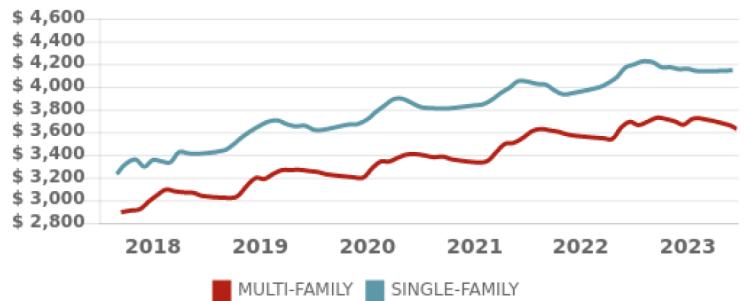
### 2BD RENTAL TRENDS IN COUNTY



### 3BD RENTAL TRENDS IN COUNTY



### 4BD RENTAL TRENDS IN COUNTY



### MEDIAN HOUSING RENTAL RATES IN ALHAMBRA, CA

TYPE	MEDIAN RENT	SECTION 8	AVG SQFT	\$/SQFT
1BD SINGLE-FAMILY in ALHAMBRA	\$ 1,950	\$ 1747	708	\$ 2.17
1BD MULTI-FAMILY in ALHAMBRA	\$ 1,864	\$ 1747	791	\$ 2.3
2BD SINGLE-FAMILY in ALHAMBRA	\$ 2,734	\$ 2222	1,039	\$ 2.38
2BD MULTI-FAMILY in ALHAMBRA	\$ 2,256	\$ 2222	970	\$ 2.34
3BD SINGLE-FAMILY in ALHAMBRA	\$ 3,460	\$ 2888	1,502	\$ 2.16
3BD MULTI-FAMILY in ALHAMBRA	\$ 3,099	\$ 2888	1,353	\$ 2.15
4BD SINGLE-FAMILY in ALHAMBRA	\$ 3,910	\$ 3170	1,941	\$ 1.91
4BD MULTI-FAMILY in ALHAMBRA	\$ 3,635	\$ 3170	1,891	\$ 1.63

RentRange® estimates are based upon the subject property being in average condition and with average amenities. Property condition, amenities/upgrades/incentives & furnishings offered, preparation/cleaning time between tenants, marketing channels used to find tenants, and time of year for lease all play significant factors in the vacancy term. RentRange provides rental data (including rental estimates) to you for your information purposes only. Such rental data is based on limited data sets that may change at any time in our sole discretion. We do not have any obligation to keep the rental data up to date, nor do we make any representation or warranty of any kind, express or implied, as to the completeness, accuracy, reliability, suitability or availability of such rental data or the underlying data sets. The rental data is not intended to constitute, and in fact does not constitute, financial, investment, tax or legal advice. Any reliance on or other use of such rental data by you is at your sole risk. Copyright 2009-2023 RentRange LLC, unauthorized use, duplication, redistribution or disclosure is prohibited by law.